

■ DC Power for
Business-Critical Continuity™

NetSure® 502 Series DC Power System





Key Features

- **High efficiency** – 96.5%, lower operating costs as a result of reduced power consumption
- **Supports Ethernet, SNMP, and RS485 communication interfaces** – enables remote control & monitoring
- **NetSure® rectifiers are designed to operate from -40°C to +80°C, providing a minimum 1600 W output at 65°C** – suitable for harsh environmental conditions
- **Extremely wide AC voltage range window** – 85VAC to 300VAC
- **Several distribution configuration options** – battery disconnect breakers, load breakers, and GMT fuses up to 15A to meet application needs
- **NEBS Level 3 and UL Listed** – complies with industry standards
- **Monitoring and battery test and charge functions** – advanced battery management features and AC service monitoring
- **Configuration file capability** – minimizes installation time and allows planned network conformity



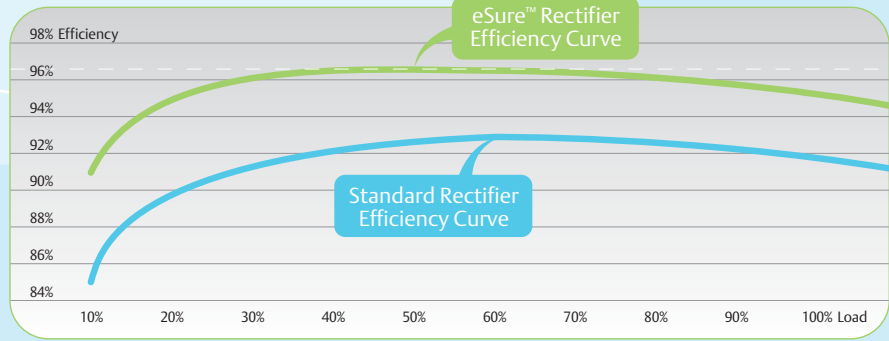
eSure™ rectifiers from Emerson provide efficiency levels up to 96.5%, reducing heat and energy loss over 50%.

The NetSure® 502 DC Power Solution is a flexible system capable of providing DC power through the use of 2000W rectifiers and a variety of output distribution options. The system is available in a bulk output configuration, integrated distribution configuration and a distribution panel style configuration. The NetSure® 502 is available in both 19" and 23" rack-mount configurations, suited for up to 600 amp power requirements in the most harsh environments. The system is supported by a single ACU+ or SCU+ controller that provides all control and operational conditions, as well as historical site data and external signal conditioning and monitoring. Each initial rectifier shelf includes a slot for the controller and space for the rectifiers. Distribution is either provided by output bus bars, fuses or breakers located in the power shelf, or an externally mounted distribution panel.

Distribution options include load low-voltage disconnect (LLVD), battery low-voltage disconnect (BLVD), or no low-voltage disconnect. Plug-in rectifiers, AC connectivity and DC load outputs enhance the overall flexibility of the system by minimizing installation and start-up time. This dynamic system also offers alternative AC input configurations, relay rack configurations, battery tray options, and pre-configured output load kits.

The NetSure® 502 is designed for 40 to 600 amp loads. This cost-effective solution is NEBS Level 3 compliant and UL Listed. Rated for continuous operation from -40°C to +80°C, this system is designed for the harsh outside plant environment, as well as customer premise FTTx, wireless back-haul, microwave, and DLC applications.

This graph demonstrates eSure™ ultra high efficiency of 96.5% versus standard rectifier efficiency around 93%



The NetSure® 502 system is ideal for wireline and wireless applications such as switch sites, co-location, huts and large vaults or enclosures, as well as FTTx electronics.

eSure™ Rectifiers

Ultra high efficiency of 96.5% is achieved with the eSure™ R48-2000e rectifier. eSure™ rectifiers from Emerson deliver the most reliability and highest efficiency in the industry, reducing power consumption and lowering operation cost.

The NetSure® 502 Series supports eSure™ rectifiers and standard rectifiers. The R48-2000e and R48-2000 are both modular, high frequency constant power rectifiers designed with the latest patented switch-mode technology using DSP (Digital Signal Processor) functionality. Use of DSP technology results in fewer components and optimized operation. Plug'n'play technology allows for easy system configuration. System capacity can be increased by simply plugging an additional rectifier into an existing shelf or

a newly added expansion shelf — no adjustments or setup are required. The NetSure® 502 rectifiers provide load power, battery float current and battery recharge current. The rectifiers are monitored and controlled by the ACU+ or SCU+. The modular design of these units facilitates power plant sizing to application needs. Beyond reducing operating costs, Emerson has maximized the value of eSure™ rectifiers by making them backwards compatible with existing NetSure® DC Power Systems. Both unit types can be used in a system together.



The eSure™ rectifier provides up to 100% of rated power at 55°C. As the temperature increases from 55°C to 80°C, the thermal power limit circuit linearly decreases power. In the typical operating range, eSure™ rectifiers have a power factor greater than .99, total harmonic distortion less than 5%, and efficiencies up to 96.5%. Each hot-swappable rectifier has an integral multi-speed cooling fan and a tri-LED status indicator.

Environmental Endurance

Great output power at high temperatures

NetSure® 502 rectifiers deliver high output power in relation to ambient temperature conditions, making them especially suitable for high-temperature environments. In a system with rectifiers operating at 65°C, the output is still a minimum 80% of full power.

Extremely wide AC voltage range window

The AC voltage input range vs. rectifier output is another extraordinary feature of this small system. The rectifier's power output ranges from 85VAC to 300VAC. Between 176-300VAC, the output is 100% of full power.

Designed for global use, the ACU+ or SCU+ withstands high telecom standards, providing great reliability and availability.



ACU+ Controller



SCU+ Controller

As load demand grows, the system can be easily expanded with additional modular components.

Rectifier Shelves

The rectifier shelves integrated into the NetSure® 502 system are 3.5" (2 RU) high and available in 19" and 23" widths. These shelves provide front to back ventilation and can be mounted directly above or below other electronic equipment, maximizing revenue-generating space. Each unit will operate from 120/208/240VAC and is equipped to accommodate plug-in AC connections or line cords. DC output connection options for each shelf include plug-in DC jumpers for GMT load, two-hole compression lugs or bus bar terminations for larger conductors for connection to local or remote distribution and batteries. The shelf with rectifiers is NEBS Level 3 compliant, UL Listed and meets FCC Class B EMI/RFI requirements.



Controller

The ACU+ and SCU+ are powerful control units that enable remote monitoring of the main AC supply, DC power plant, battery backup and site environment.

The controller enables advanced battery management such as sophisticated boost charge control, remaining capacity testing, constant current discharge testing and scheduled discharge testing. With basic energy saving functions, the SCU+ is a cost-efficient system component. For more sophisticated site monitoring the ACU+ is available as an option. Information and alarms from a specific site are monitored or checked with a web browser or SNMP. When using a web browser, no additional software is needed and the web browser login is password protected.

Distribution


Output distribution for the NetSure® 502 is available in three different forms. Bulk distribution can be provided through lug landing points on the rear or top of the shelf. Internal distribution is attained through GMT fuses or circuit breakers. Internal distribution options include: 13 GMT fuses composed of (5) 15A positions and (8) 10Amp positions; or (4) load circuit breakers (0 to 100A) and (5) 10A GMT fuses; or (2) load circuit breakers (0 to 100A) and (2) battery disconnect circuit breakers (0-125A) and (5) 10A GMT positions. External distribution panel options for the (1) row panel include: (24) load circuit breaker positions or (18) load circuit breaker positions plus (6) battery disconnect positions or (16) load positions and (8) battery disconnect positions for a 23" arrangement; and (19) load circuit breaker positions or (14) load circuit breaker positions plus (5) battery disconnect positions for a 19" arrangement.

Options for the (2) row panel include (39) load breaker positions and (9) battery disconnect positions for the 23" shelf and (29) load breaker positions and (9) battery disconnect positions for the 19" models.

All distribution options can be outfitted with a (20) position GMT panel that provides either 80A or 40A on A and 40A on B load. All internal and external distribution panel options are available with low-voltage disconnect capability.

The NetSure® 502's extensive battery management capabilities, easy configuration and maintenance are all backed by the resources and quality reputation of a worldwide service organization.

NetSure® 502 systems come in many different configurations



- 1 AC input wiring
- 2 eSure™ rectifier (R48-2000e)
- 3 Standard rectifier (R48-2000)
- 4 ACU+ controller
- 5 Distribution panel

This highly flexible DC power system is available in bulk output shelves, integrated distribution shelves or externally mounted distribution panel systems. These alternatives are optimal for rack-mounting in any building, shelter or cabinet installation.

NetSure® 502 is easily integrated into any Emerson outdoor enclosure when a pre-manufactured space-efficient outdoor solution is needed. The system can also be shipped loose or mounted in a relay rack with battery trays. The three following core configurations define the combination of rectifier and distribution shelves and determine the ultimate capacity of the system.

Bulk Output Distribution

582136800



The bulk solution provides an easy method for upgrading inefficient and/or obsolete rectifiers without the expense of buying a new DC plant. When distribution is already available and bulk -48VDC power is needed, these (2) new configurations are ideal. Bulk output connection points are provided on the rear or top of these shelves. Optional AC input is available through top or rear access to the system. Up to 400A of power is provided in up to 6 RU of space. Mount the system in a 19" or 23" rack, connect your load cables, plug-in AC cords, add rectifiers and you are ready to provide power.

Internal Distribution

582136700

Our most compact system measures 2RU high, with distribution capability and rectifiers in the same shelf. Available in 19" and 23" widths, the system provides distribution space for GMT fuses up to 15A or a combination of 100A circuit breakers and GMT fuses. Configuration options include battery low voltage disconnect (BLVD), load low voltage disconnect (LLVD) or no low voltage disconnect. An external GMT fuse panel with (20) positions is available in both an A and A/B configuration.



External Distribution Panel

582136800



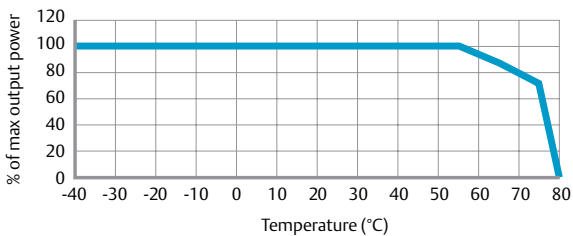
If multiple distribution points are needed our 23" system provides up to (39) load bullet breaker positions and up to 9 battery disconnect positions. In a 19" system, there are up to (29) load bullet breaker positions and (9) battery disconnect positions. Bullet breakers up to 250A can be used in this panel. An optional GMT fuse panel is available for GMT fuses. This system offers up to 600A output current capacity in 14 RU of space.

System Specifications, NetSure® 502

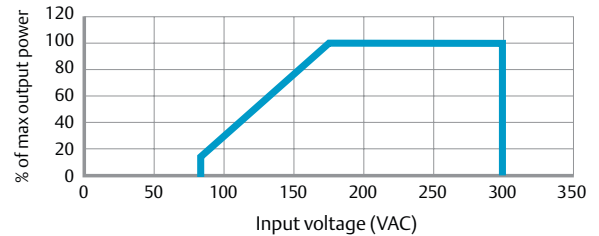
Input				
Nominal System Voltage	120, 208, 240VAC			
Output Capacity	19" Integrated up to 80A 23: Integrated up to 120A 19" Rear Bulk Systems up to 365A 23" Rear Bulk Systems up to 450A	19" & 23" Top Bulk Systems up to 400A 19" & 23" Externally Mounted Distribution Panel Systems up to 600A		
Framework Type	Relay Rack (can be mounted in enclosures)			
Mounting Dimensions	Equipment Rear Bulk Output Shelves Top Bulk Output Shelves Integrated Distribution System Externally Mounted Distribution System	Height 2 RU/shelf Up to 6 RU 2 RU/shelf Up to 15 RU	Width 19" or 23" 19" or 23" 19" or 23" 19" or 23"	Depth 13.6" 12.5" 12.0" 13.1"
Access	Rear Bulk Output Shelves – Rear for installation, front for operation and maintenance Top Bulk Output System – Top for installation, front for operation and maintenance Integrated Distribution System – Front for installation, operation and maintenance Externally Mounted Distribution System – Rear, front and top for installation, front for operation and maintenance			
Control	ACU + or SCU+ Controller			
Environmental				
Operating Temperature	-40°F to +176°F (-40°C to +80°C) see rectifier specification for any derating			
Storage	-40°F to +176°F (-40°C to +80°C)			
Humidity	0 to 95%, non-condensing			
Ventilation	Fan-cooled front to rear			
EMI/RFI	Conforms to FCC rules Part 15, Subpart B, Class B and EN55022 Class B, radiated and conducted			
Safety Compliance	UL 60950 Recognized (US & Canada) – Rear Bulk Distribution System and Integrated Distribution System UL 1801 Listed (US & Canada) – Top Bulk and External Distribution Panel System NEBS Level 3			

eSure™ Rectifier Diagrams (R48-2000e)

Output Power vs. Temperature at Input Voltage >176VAC



Output Power vs. Input Voltage at Ambient Temperature <45°C



Emerson Network Power
 offers a complete spectrum of best-in-class
 reliable power, precision environmental and
 connectivity solutions for today's telecommunica-
 tions and data network infrastructure

Rectifier Specifications, R48-2000 and R48-2000e

	R48-2000	R48-2000e
AC Input Rectifier		
Nominal Voltage	120, 208, 240VAC	
Operating Voltage Range	85 to 300VAC extended range to 300VAC without damage	
Frequency	45 Hz to 65 Hz	
Power Factor (PF)	0.99	
Total Harmonic Distortion	<5% from 50 to 100% of rated load	
Input Current	Max 13A	
Inrush Current	Inrush current does not exceed 150% of the rated input steady state peak value.	
Operating Efficiency	92%	96.5%
DC Output		
Output Voltage Range	-42 to -58VDC	
Constant power limiting operation 2000W @ -48VDC	See derating chart for voltages less than 176VDC or temperatures higher than 45°C.	See derating chart for voltages less than 176VDC or temperatures higher than 55°C.
Output Current	41.7A @ -48VDC	
Regulation	Steady state output voltage remains within +/-1% for any combination of input voltage and temperature from 5% to 100% load	
Voice Band Noise	Does not exceed 32dBmC output noise from 0% to 100% load	Does not exceed 38dBmC output noise from 20% to 70% load
Wide Band Noise	Does not exceed 250mv peak-to-peak, or 100mv rms per Telcordia GR-947-CORE	
Psophometric Noise	<1mV at 0 to 100% of rated load	<2mV at 20 to 70% of rated load
Protection	High Voltage Shutdown fixed and selective capability. Fixed – requires manual restart. Selective – If rectifier detects over voltage it will turn off. After 5 seconds it will restart; if it encounters an over voltage within 5 minutes it will turn off and remain off until reset.	
Environmental		
Temperature	-40 to +80°C, -40 to 176°F	
Altitude	2000m, 6560 ft at full power	
British Thermal Unit (BTU)	678.4 BTU/Hour	326.9 BTU/Hour
Ventilation	Front to back with speed-controlled fan (field replaceable)	
Audible Noise	The rectifier does not produce sound levels above 53dB(A), measured 0.6m in front of the rectifier, at the same horizontal line as the middle of the rectifier at 25°C	No sound above 50dB(A), measured 0.6m in front of the rectifier at 25°C
Status /Alarm Indicators and Monitoring		
Visual Indicators	Green LED: Normal Operation Red LED: Failure	Yellow LED: Alarm Flashing Red LED: Fan Failure
Status Settings	Controller establishes rectifier settings	
Rectifier Physical Specifications		
Mounting	Plugin installation	
Dimensions (H x W x D)	3.39" x 3.33" x 10.71" (86 x 84.5 x 272 mm)	
Weight	5.3lbs (2.4kg)	
Safety Compliance	UL 60950 Recognized (US & Canada)	

Additional Information

For additional specification, engineering and installation information, request specification number 582136700 (integrated distribution configuration) or 582136800 (bulk and external distribution configurations) or 1R482000e (eSure™ rectifier) and 1R482000 (standard rectifier).

For ordering information on the complete system, request SAG582136700 or SAG582136800.

Emerson (NYSE:EMR), based in St. Louis, Missouri (USA), is a global leader in bringing technology and engineering together to provide innovative solutions for customers in industrial, commercial, and consumer markets through its network power, process management, industrial automation, climate technologies, and tools and storage businesses. For more information, visit: Emerson.com.

Emerson Network Power, a business of Emerson (NYSE:EMR), is the global leader in enabling *Business-Critical Continuity*[™] from grid to chip for telecommunication networks, data centers, health care and industrial facilities. Emerson Network Power provides innovative solutions and expertise in areas including AC and DC power, precision cooling, embedded computing and power, integrated racks and enclosures, power switching and controls, infrastructure management, and connectivity. All solutions are supported globally by local Emerson Network Power service technicians. For more information on Emerson Network Power's full suite of solutions specifically supporting the communications network infrastructure, including NetSpan[™], NetReach[™] and NetXtend[™] outside plant enclosures and equipment, NetSure[®] DC power systems, and NetPerform[™] Optimization, Design & Deployment services, visit: EmersonNetworkPower.com/EnergySystems.

Learn more about Emerson Network Power products and services at: EmersonNetworkPower.com.

This publication is issued to provide outline information only which (unless agreed by Emerson Network Power Energy Systems, North America, Inc. in writing) may not be used, applied or reproduced for any purpose or form part of any order or contract or be regarded as a representation relating to the products or services concerned. Emerson Network Power Energy Systems, North America, Inc. reserves the right to alter without notice the specification, design or conditions of supply of any product or service.

Emerson[®], Emerson Network Power[™], *Business-Critical Continuity*[™], NetSure[®] and eSure[™] are trademarks of Emerson Electric Co. and/or one of its subsidiaries.

Emerson Network Power

Energy Systems, North America

4350 Weaver Parkway, Warrenton, IL 60555

Toll Free: 800-800-1280 (USA and Canada)

Telephone: 440-246-6999 **Fax:** 440-246-4876

Web: EmersonNetworkPower.com/EnergySystems

EnergyNet: Secure.EmersonNetworkPower.com

Emerson Network Power.

The global leader in enabling *Business-Critical Continuity*[™].

EmersonNetworkPower.com

- | | | | |
|----------------|--|------------------------------|-------------------------------|
| ■ AC Power | ■ Embedded Computing | ■ Outside Plant | ■ Racks & Integrated Cabinets |
| ■ Connectivity | ■ Embedded Power | ■ Power Switching & Controls | ■ Services |
| ■ DC Power | ■ Infrastructure Management & Monitoring | ■ Precision Cooling | ■ Surge Protection |